

# DIAL GAUGE STANDS Arms, columns and bases combinations



Dial gauges  
not included

AG/0840



150x100x40 mm  
Ceramic Alumina

AG/0841



200x150x40 mm  
Ceramic Alumina

AG/0842




300x200x50 mm  
Ceramic Alumina

AG/0845




200x100x60 mm  
Ceramic Alumina

PC/0319 A/B



200x150x40 mm  
Granite / Class 0

PC/0320



300x200x50 mm  
Granite / Class 0

PC/0315  
PC/0316



PC/0317



B= corner hole



B= corner hole



B= corner hole



B= corner hole

PC/0318



B= corner hole



B= corner hole



B= corner hole




B= corner hole

PC/0324



A= central hole

PC/0325



A= central hole



A= central hole



A= central hole



A= central hole

PC/0326



(Standard)



(Standard)

PC/0322



(On demand)  
A= central hole



(Standard)  
A= central hole

